



TODAY'S





CLEAR



CLOUDY

WEATHER...

HAIL



SNOWY



DAY OF THE WEEK

SUNDAY
MONDAY
TUESDAY
WEDNESDAY
THURSDAY
FRIDAY
SATURDAY


TODAY'S DATE

DAY OF THE
MONTH

MONTH

JANUARY	JULY
FEBRUARY	AUGUST
MARCH	SEPTEMBER
APRIL	OCTOBER
MAY	NOVEMBER
JUNE	DECEMBER

TODAY'S TEMPERATURE



INSTRUCTIONS

1. Print out "Weather" sheets and have your child color them as much as she wants.
2. Cut out and color movable arrows.
3. Use glue or tape to stick "Weather" sheets to your poster board or corkboard.
4. Look up the day's weather on a trusted weather channel. Have your child note the day's temperature, wind speed, and the conditions.
5. Stage and video record a weather report. She should mark the approximate temperature, the day and month, the windiness, and the applicable conditions with the arrows. Put a sticky note with the day's number on it in the blank space for the day. Use sticky putty to keep the arrows in place. Encourage her to give advice in her report based on the weather conditions. What kind of activity is it a good day for? Is it a good day for a picnic or should you go puddle jumping instead? Will it be snowy enough to build a snowman or windy enough to fly a kite?

